

Student Name: _____

WCS Entering 1st and 2nd graders Summer Reading (Level 4)



Reading is a year-round activity for everyone at Wissahickon Charter School! Studies have proven that children need to continue to read over the summer to maintain their progress.

Summer Reading

1. **Students continue to practice their phonics skills at their level** - Students should complete **2-3 pages from their phonics packet per week** (this is the first half of summer reading packet).
2. **Practice sight words** - Students should complete **2 pages in their Fry Words packet** per week (this is the second half of the summer reading packet).

Have your child practice naming sight words automatically. Mix it up! Practice these words in a variety of ways:

- Challenge your child to find these words in the world.
- Make flashcards.
- Notice them in books
- Use these Apps
 - [ABCMouse](https://www.abcmouse.com/) (app or website) <https://www.abcmouse.com/>
 - [Sight Word Ninja](#) (app, \$1.99)
 - [Sight Word Learning Games and Reading Flashcards](#) (app)
 - [Secret Sight Words](#) (app)
 - [Starfall](https://www.starfall.com/) (website or app with lots of phonics and sight word games) <https://www.starfall.com/>

3. **Read aloud to your child at least once a day** - When reading aloud to your child some helpful tips include:
 - Select fiction and nonfiction texts that include a variety of topics that are of interest to your child.
 - Stop and talk about the illustrations on the cover and on each page.
 - Discuss words as you read. Stop and talk about an interesting word and use it in context for your child to understand the meaning.
 - Ask your child to describe the main character, the problem and solution, and the lesson of the stories you read.

Level 4

Phonics Packet

Name _____

Begin with a Blend, add a vowel,
add a consonant, and you have a
Blend word!

Lesson 18: L-Blends

Read and write each Blend slide and Blend word
three times.

bla

blab

clo

clop

fli

flip

Write a sentence, using a word with an L-Blend. Then
read the sentence.

Name: _____

Date: _____

bl

The Blimp

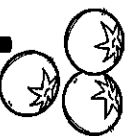
Up, up, up in the



big, blue blimp. We



play with blocks. We

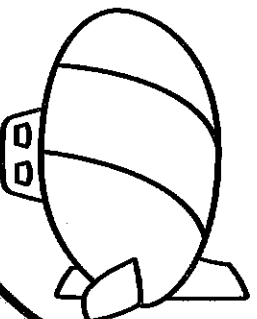
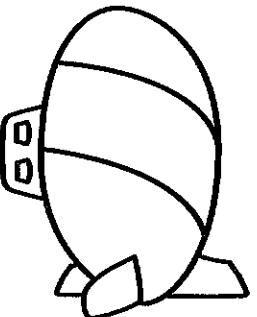



eat blueberries. Up



in the big, blue blimp.

Read the passage three times.




Color the words



that begin with the




same letters as



☐ . What color is the blimp?



☒ . What does NOT belong in the story?



blossoms blocks blueberries

Name _____

Practice the *L*-Blends with all of the vowels.

Lesson 18: *L*-Blends

Copy and read each *L*-Blend slide one time. Copy and read each *L*-Blend word two times.

blo

blot

cli

clip

sle

sled

plu

plum

gla

glad

fla

flat

Copy and read the following sentence. Then circle the *L*-Blend words.


Glen has a flat sled.


Name: _____


Date: _____

cl

The Clouds

In the clouds, 

I can see a clam. 


I can see a clown. 


I can see a clock. 


I can see a clover. 

up in the clouds. 


Read the passage three times.



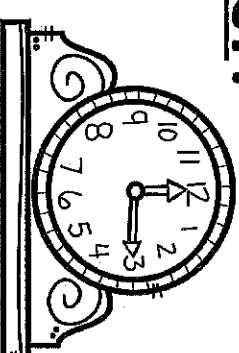
Color the words  that begin with the same letters as



☐ 1. What does the author see in the clouds first?




a clam




a clock


☐ 2. What does NOT belong in the story?



a clover



a cliff



a clown

Name _____

Begin with a Blend, add a vowel,
add a consonant, and you have a
Blend word!

Lesson 19: R-Blends

Copy and read each R-Blend slide one time. Copy and
read each R-Blend word two times.

bra

brag

fro

frog

dru

drum

cro

crop

tri

trip

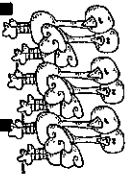
Write a sentence, using a word with an R-Blend. Then
read the sentence.

Name: _____


Date: _____

f

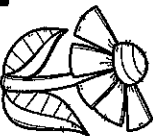
Flamingos



I saw a flock of



flamingos. They are




pink like a flower. They


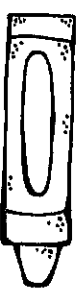


go flop, flop, as they fly.


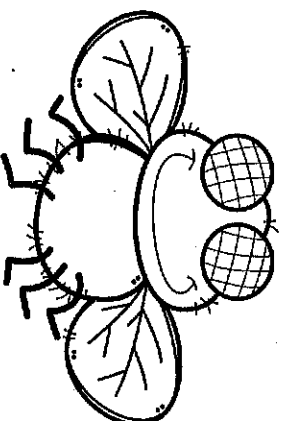
Read the passage three times.



Color the words
that begin with the
same letters as



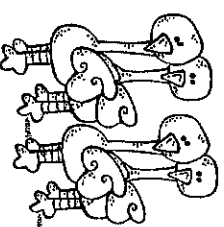
☐ The flamingos are pink like
a _____.



a fly

flower


☐ They go flop, flop, as they



fly

flock

walk



Name: _____

Date: _____

Glasses

I am glad that I went to



get my glasses. Now, I can



see my gloves. I can see the




globe. I can see the glue. I




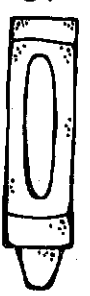
can see the glitter, and now,

I can see you.

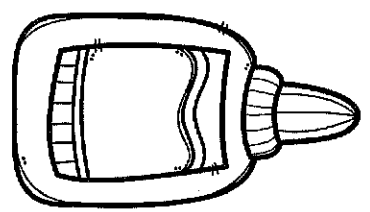

Read the passage three times.



Color the words begin with the same letters as




☐ What does the author see third?

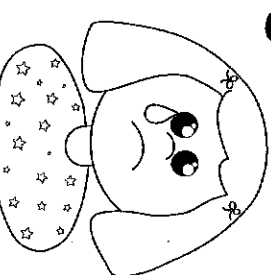


☒ I am _____ that I went

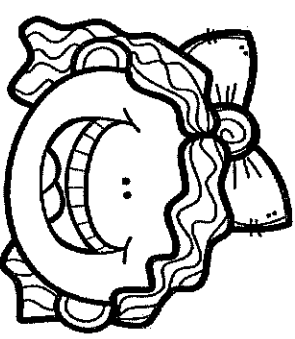
to get my glasses.



mad



sad



glad

Name _____

Practice building words with
R-Blends.

Lesson 19: R-Blends

Write each R-Blend slide. Choose one of the letters in the letter box for an ending sound. Add it to the slide to make a real word. Read the word you made. Write the word two more times. Be sure to arc each Blend and mark the vowel in each word. The first word has been done for you.

p

g

b

dri

dri

drip

drip

drip

cra

fro

tra

dro

gra

Name: _____

Date: _____

cr

The Crab

Where is the crab?

Where did the crab crawl


to? Did the crab crawl to

the creek? Did the crab

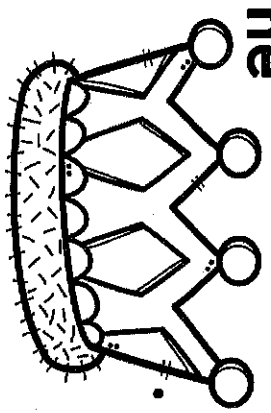

crawl to the crowd? No,

he went into the crack.

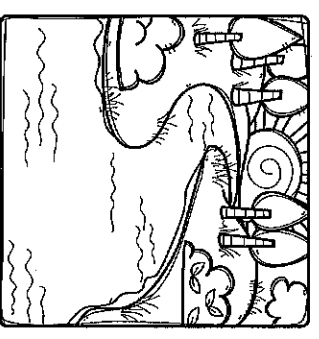
Read the passage three times.



Color the words
that begin with the
same letters as

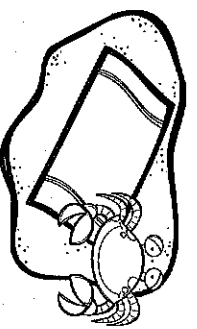
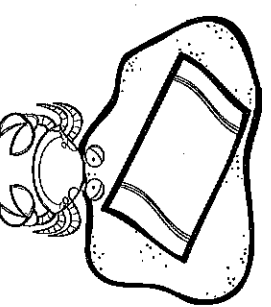
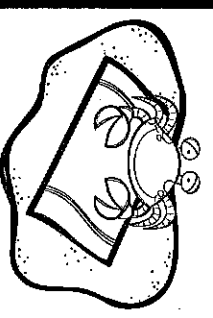


1. Did the crab crawl to the _____?



mountains creek

2. The crab went _____ the crack.



on into next

Name: _____

Date: _____

dr

The Dragon

Drew saw a dragon.

The dragon had on a dress.


The dragon played the

drums. The dragon had to


drive. Drew woke up.

He had a funny dream.

Read the passage three times.

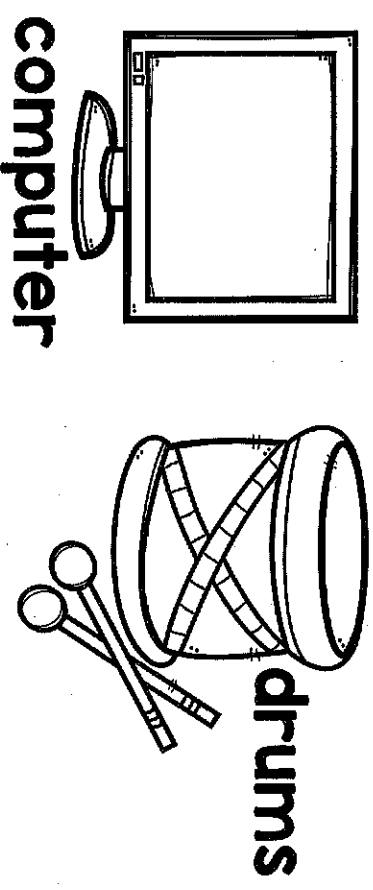


Color the words
that begin with the
same letters as



☐ 1. The dragon played the

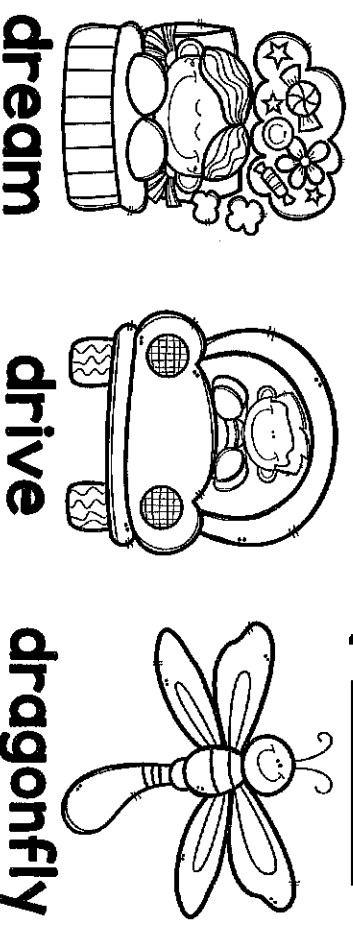
_____.



computer

drums

☐ 2. Drew had a funny _____.



dream

drive

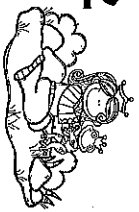
dragonfly

Name: _____

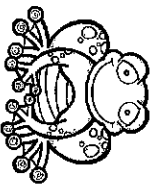
Date: _____

fr

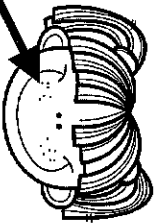
Frank



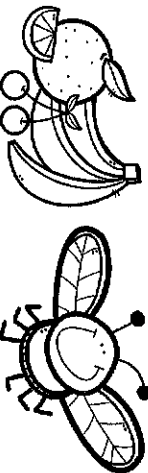
Frank is my friend.



He is a frog. Frank has




freckles. Frank likes to

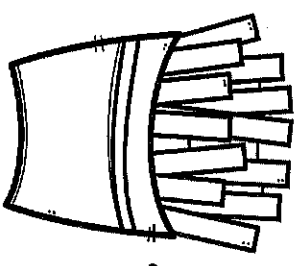


eat fruit flies.


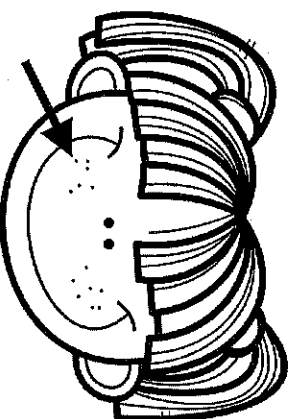
Read the passage three times.



Color the words that begin with the same letters as




☐ 1. What does Frank have?




freckles

fruit


☒ 2. Frank likes to eat fruit



apple



flies



bananas

Name _____

There are eight two-letter S-Blends:
sc, sk, sl, sm, sn, sp, st, and sw.
Note: The sc Blend takes the vowels
a, o, and u, and the sk Blend takes i
and e (remember the c/k rule).

Lesson 20: S-Blends

Read each Blend, slide, and word. Write and read each word two times.


sc	sca	scat
sk	ski	skip
sl	sle	sled
sm	smu	smug
sn	sna	snap
sp	spo	spot
st	ste	stem
sw	swi	swim

Write a sentence, using a word with an S-Blend. Then read the word.

Name: _____

Date: _____

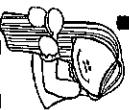
Smile



My mom is small.



My mom smells pretty.



My mom has smooth

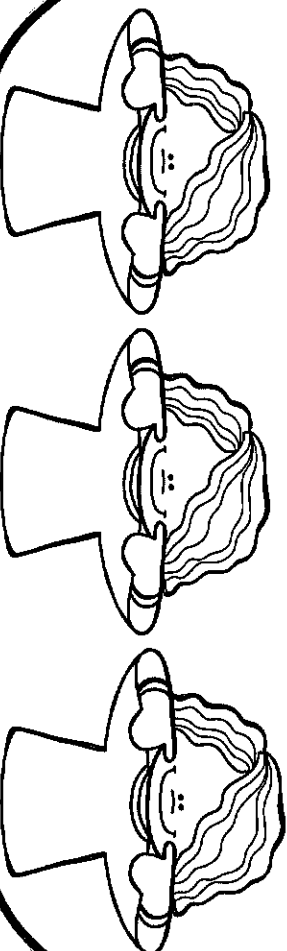


hair. My mom is smart.




I smile at my mom.


Read the passage three times.




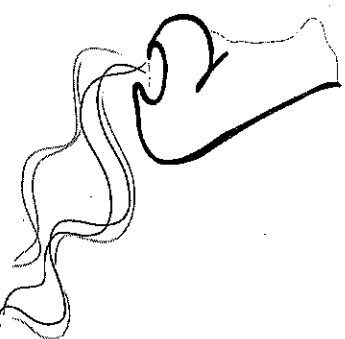
sm



Color the words that begin with the same letters as

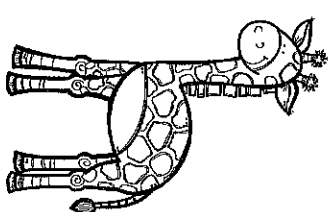



☐ My mom _____ pretty.



smells _____ writes _____

☐ Which word describes the author's mom?



fast

small

tall

Name: _____

Date: _____

sn

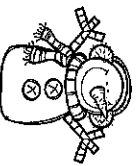
Snow

I like to play in the



snow. The snowflakes

start to come down.




I made a snowman.

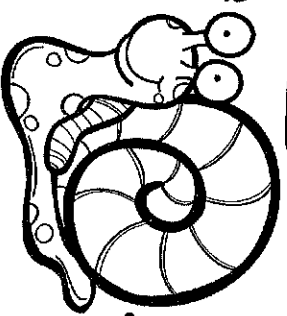



I had fun in the snow!


Read the passage three times.



Color the words
that begin with the
same letters as

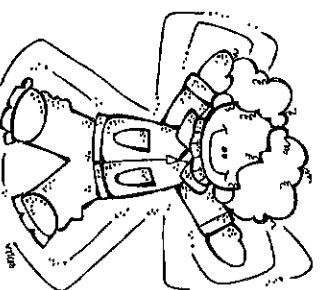
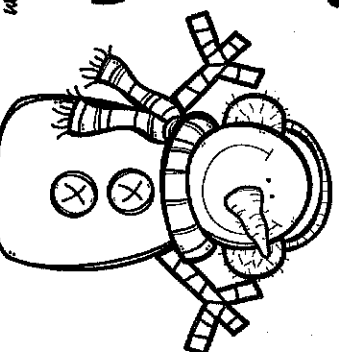


☐ 1. The _____ start to come down.



snowflakes rain

☐ 2. What did the author make in
the snow?



snow balls

a snowman

a snow angel

Name _____

S-Blends can come at the ends of words, too. Some words begin and end with a Blend.

Lesson 20: S-Blends

Write and mark each S-Blend word two times. Then read each word.

just

mask

past

crisp

blast

best

risk

Name: _____

Date: _____

sp



The Spider




I saw a spider. The



spider is black. It spun






and spun. I saw the





spider spin away.


Read the passage three times.



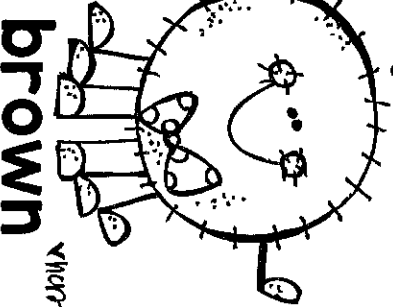
Color the words
that begin with the
same letters as



☐ 1. What color is the spider?

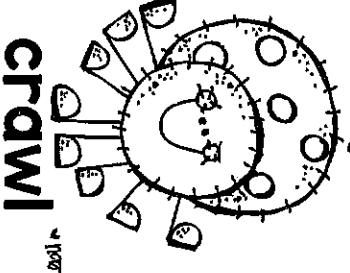


black




brown


☐ 2. I saw the spider
away. _____



crawl



spin



fly

Name: _____

Date: _____

squ

The Squirrel



I squatted down to see



the squirrel. It ran away.



The squirrel had a squash.



The squirrel squeezed it,

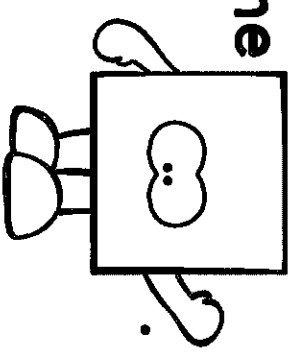
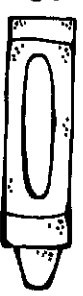


and it went squirt.

Read the passage three times.




Color the words that begin with the same letters as



1. The squirrel had a _____.

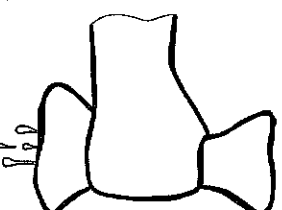


squash

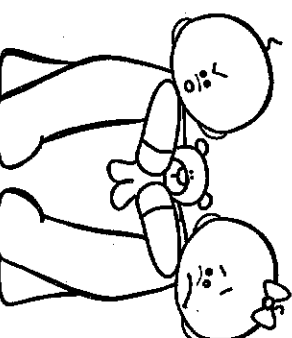


acorn

2. I _____ down to see the squirrel.



squeeze



squabble



squatted

Name _____

There are five three-letter S-Blends:
scr, spr, str, spl, and squ. Arc all
three letters of each Blend.

Lesson 20: S-Blends

Read each three-letter Blend and slide. Write each
word two more times. Read each word again.

scra→

scrap
x

spri→

sprig
x

stru→

strut
x

spla→

splat
x

squi→

squid
x

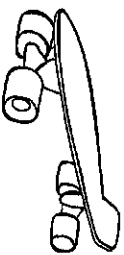
Name: _____

Date: _____

sk

Skateboard

I like to ride my




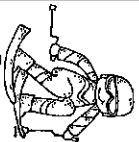
skateboard. I like to



ride under the blue sky.

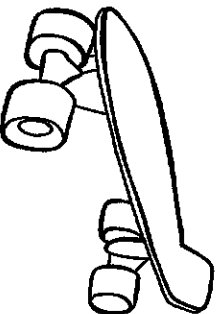
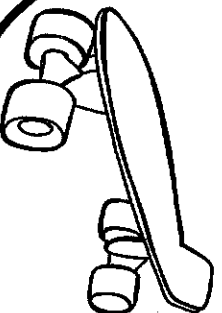


I also like to skip and

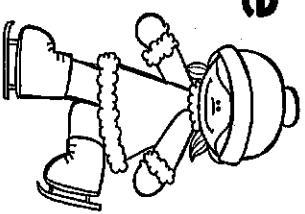


ski. I have many skills.

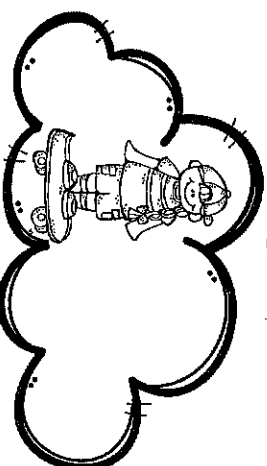
Read the passage three times.



Color the words
that begin with the
same letters as



☐ I like to ride _____ the
blue sky.




in


under




☐ What does NOT belong in the
story?



jet ski



sky



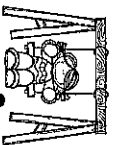
skateboard

Name: _____

Date: _____

SW

The Swan



I went to swing. I saw



a white swan. The swan



was pretty and sweet.


I got up and went to



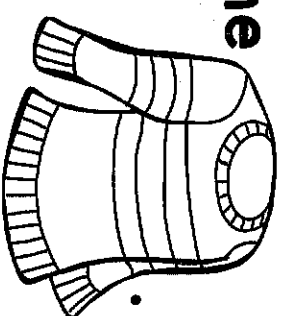

Swim with the swan.




Read the passage three times.




Color the words that begin with the same letters as



☐ The author got up and went to _____ with the swan.

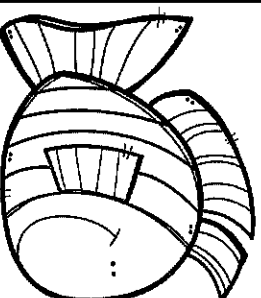


swim




eat

☒ Which animal has the **SAME** skin as a swan?



fish



turkey



bear

Name _____

There are two extra Blends: tw
and dw. Qu sounds like the extra
Blends and is marked like a Blend:
qu.

Lesson 22: Two Extra Blends

Unscramble the following words. Use the clues below each word. Then write and read each word, and circle the Blend.

tiwg _____

a small branch

squdi _____

a sea animal with long arms

samk _____

you put it on your face

itqu _____

to stop doing something

wsim _____

you do this in water

lagd _____

another word for happy


Write a sentence, using one of the words above. Then read the sentence.

Name: _____


Date: _____

S

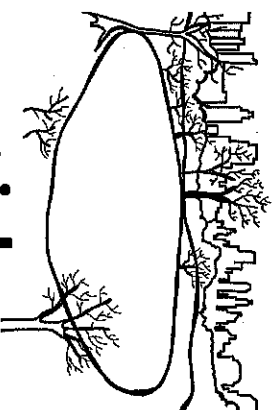
Color the words



that begin with the
same letters as

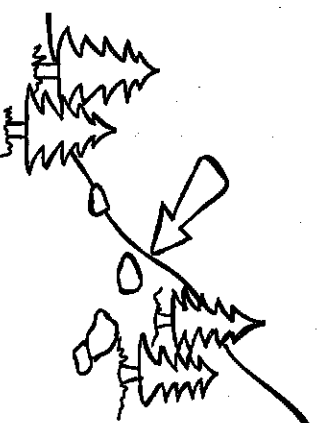


1. I slid down the _____
at a slant.



rink

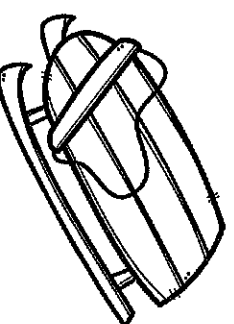
slope



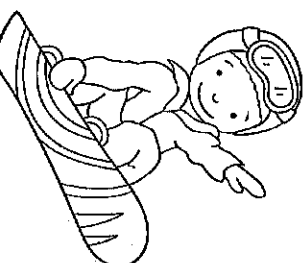
2. I slid down the slope in
my red _____.



ski



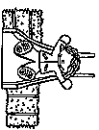
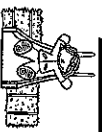
sled



snowboard

The Slope

I slid down the slope.




I slid down the slope at



a slant. I went slow. I

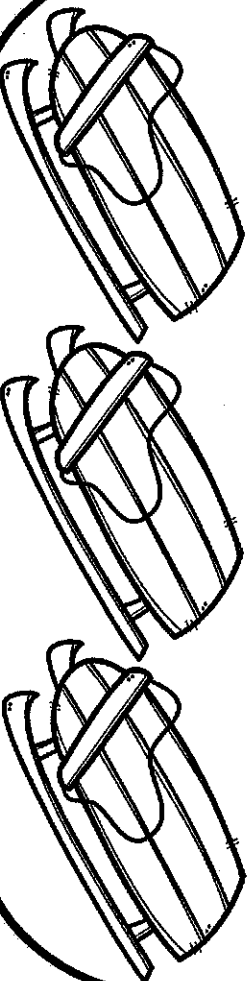


went slow down the



slope in my red sled.

Read the passage three times.




Name: _____

Date: _____

spl

Splish, Splash


Splish, Splash, I was



taking a bath. Splish,






Splash, I got out of the

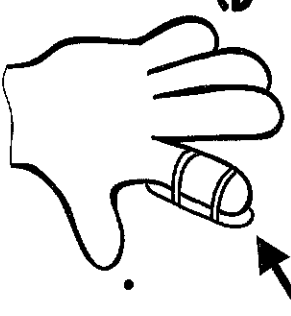


bath. Splat, Splat.


Read the passage three times.



Color the words  that begin with the same letters as



☐ Splish, _____, I was taking a bath.



☐ What is the title of this story?

Splish, Splash The Bath Splat, Splat

Name: _____

Date: _____


ch
beginning

Chuck

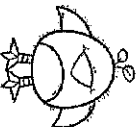
Chuck put on his brown



chaps. He went to chop



down a tree. He saw a chick.




He fed it a chip. Chuck saw




his chum. They had a chat.

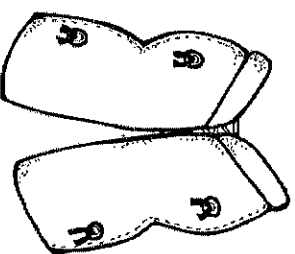
Read the passage three times.




Color the words  that begin with the same letters as



☐ 1. What did Chuck have that is brown?

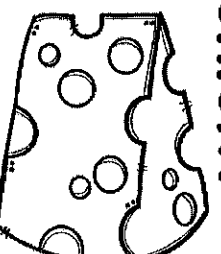


chaps

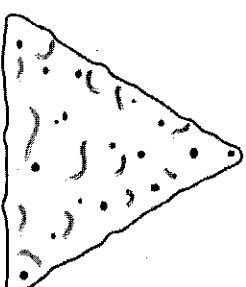


chest


☒ 2. What did Chuck feed the chick?



cheese



chip



chocolate

Name: _____

Date: _____

ch
ending

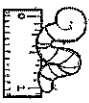
The Beach



We went to the beach.



We saw a crab. It was an



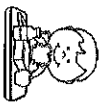
inch away. I ran, so it



would not pinch me. I




looked at my watch. It was




time to go in for lunch.



Read the passage three times.



Color the words
that end with the
same letters as

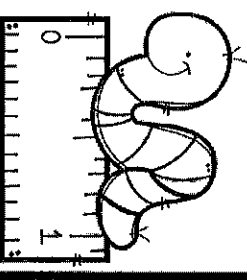
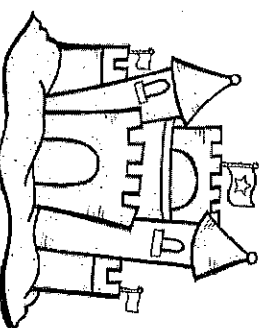
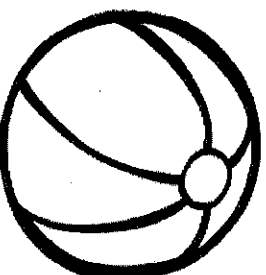


☐ 1. Where did story take place?



the lake the beach


☒ 2. It was an _____ away.



beach ball sand castle inch

Name _____

Rich Gets a Fish



Rich has a wish. He wishes for a pet fish. He chats with his mom. She says, "Let's check the shop." When they get to the pet shop, Rich **sees** a thin fish. "This is the fish," he tells his mom. They give the man cash. The man gives them the fish in a bag. "This fish will be Chip", Rich says.

1. What does Rich want? Circle your answer in the text.

2. Put these events in order.

__ Rich gives the man cash.


__ Rich asks for a fish.

__ Rich and his mom check the shop.

__ He sees a thin fish.

3. Underline what the fish's name is.

Name _____



The Dip

Chad gets six thin chipsu. He setsu them on a dish. He dipsu the chipsu. He getsu too much dip. Chad wishesu he had ten chipsu to go with that dip. He will dash to the shop to get **more** chipsu.

1. Circle how many chips Chad dips.

2. Put these events in order.

___ Chad gets more chips at the shop.

___ Chad dips his chips.

___ Chad gets six chips.

3. What is another word for *dash*? (Circle one.)

eat

run

dip

Name: _____

Date: _____

ph

The Phase



I got my phone.



I took a photo. The



photo was of the






new moon phase. The




photo was pretty.

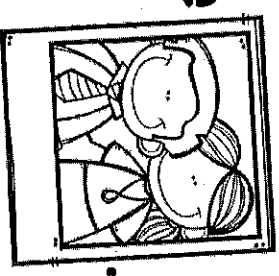
Read the passage three times.



Color the words



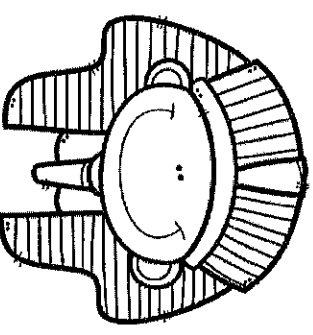
that begin with the
same letters as



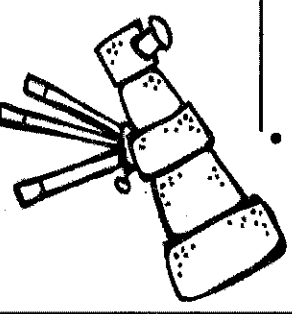


☐ The photo was of the
new _____.



moon phase pharaoh



☒ I got my _____.



camera phone telescope

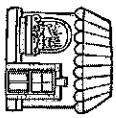
Name: _____

Date: _____

sh
beginning

The Shark

I saw a shark at



the shop. The shark got



a shirt. The shark got




some shoes. Then, she



went to eat on a ship.

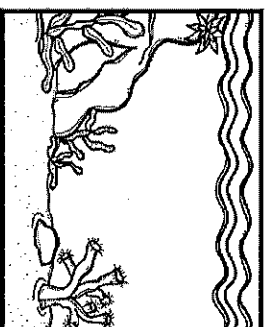
Read the passage three times.



Color the words
that begin with the
same letters as

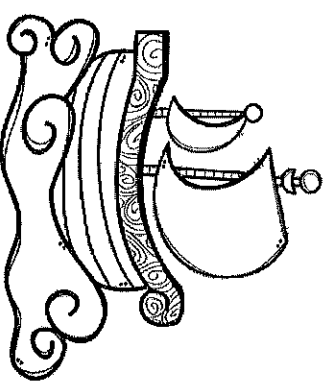


☐ 1. She went to eat on a

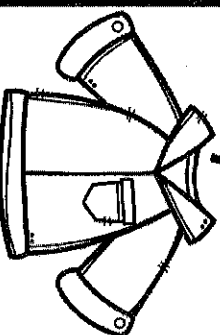


ocean


ship



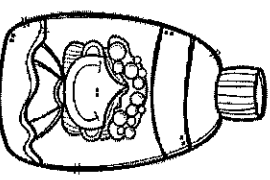
☐ 2. What does NOT belong in the story?



shirt



shoe



shampoo

Name: _____

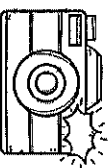
Date: _____

sh
ending

The Fish




The fish was in a dish. He




went away in a flash. Did



he go under a bush? Look






in the trash. He went away

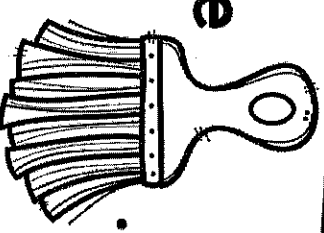


in a dash. Splash! Splash!



Read the passage three times.



Color the words
that end with the
same letters as




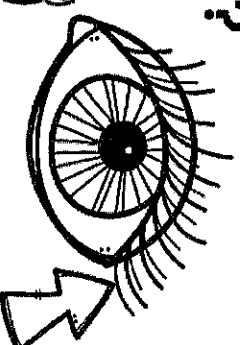
☐ 1. He went away in a ____.



flash

dish

☒ 2. What does NOT belong in
the story?




bush

lash

trash

Name _____

The Shopping Trip



Beth has to get a gift for her pal. It is six and the sun has set. She has to rush. She gets cash and dashes to the shop. She **sees** a chess set. She **sees** the tag and **does** the math. It is too much. She is not rich. Beth will not get the chess set.

1. Circle what Beth wants to get for her pal.

2. Put these events in order.

__ She sees the tag.

__ She goes to the shop.

__ She sees the chess set.

__ She gets cash.

3. Underline why Beth will not get the chess set.

Name _____

Digraphs are two consonants that make one sound. They are marked with an arc: ch (chat), sh (ship), wh (whip), and ph (graph).

Lesson 28: Digraphs CH, SH, WH, and PH

Write and mark each Digraph two times. Say the sound of each Digraph. Then mark and read the words that follow. The first words have been done for you.

ch

sh

wh

^f
ph

chat

shut

when

^f
graph

chest

cash

whiff

much

brush

wham

lunch

shaft

which

Name _____

Digraphs are two consonants that make one sound. They are marked with an arc: ch (chat), sh (ship), wh (whip), and ph (graph).

Lesson 28: Digraphs CH, SH, WH, and PH

Using the words in the parentheses, choose and write the correct Digraph word for each blank in the following sentences. Then read each sentence.

I _____ you would come to the _____ with me. (shop, wish)

Do not _____ that _____ of plums. (crush, bunch)

Get a _____ of that _____ ! It smells bad! (fish, whiff)

I _____ Jeff can make you a _____. (graph, think)

_____ cat is yours: the _____ one or the fat one? (which, thin)

Name: _____

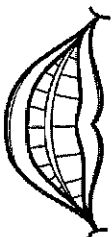
Date: _____

th
ending

The Moth






"Look! a moth." He is on
my cloth. He has no mouth.



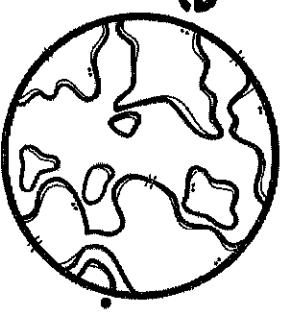

He has no teeth. How can
he eat? I play with him on
the path.



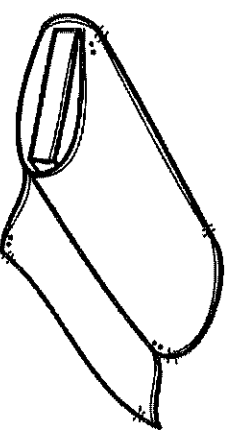
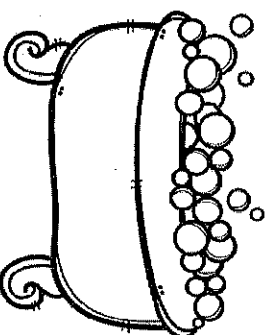
Read the passage three times.



Color the words
that end with the
same letters as



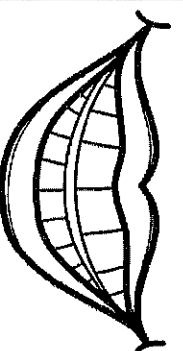
☐ He is on my _____.



bath

cloth

☒ What two things does the
moth NOT have?



teeth

wing

a mouth


Name: _____

Date: _____

The Whale

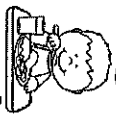


Which whale is black and



white? Why are they so

big? What do they like to




eat? Where do they go?




When can I see a whale?

Read the passage three times.

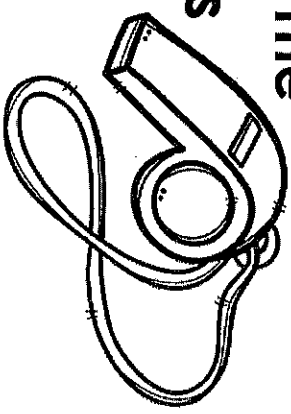


wh


Color the words



that begin with the
same letters as



☐ Which whale is black
and _____ ?



blue



white

☒ What is the title of
this story?

The Ocean Whale The Whale

Fry Words Packet

Name: _____

Word Sort - Fry Words 1 - 10

Directions: Read the words. Color each word you already know.
Practice the others with a partner.

the	of	and	a	to
in	is	you	that	it

Put the words into the right boxes. You may use
the words more than once.

words that start with a vowel	words that start with a consonant
words with a short "i" sound	*BONUS BOX* Write two new words from the " <u>and</u> " word family.

Name: _____

Word Sort - Fry Words 11 - 20

Directions: Read the words. Color each word you already know.
Practice the others with a partner.

he	was	for	on	are
as	with	his	they	I

Put the words into the right boxes. You may use
the words more than once.

words that start with a vowel	words that start with a consonant
words with a long vowel sound	*BONUS BOX* Write a new word that rhymes with " <u>he</u> ".

Name: _____

Word Sort - Fry Words 21 - 30

Directions: Read the words. Color each word you already know.
Practice the others with a partner.

at	be	this	have	from
or	one	had	by	words

Put the words into the right boxes. You may use
the words more than once.

words that start with a vowel	words that start with a consonant
words that end with a vowel	*BONUS BOX* Write three new words from the " <u>at</u> " word family.

Name: _____

Word Sort - Fry Words 31 - 40

Directions: Read the words. Color each word you already know.

Practice the others with a partner.

but	not	what	all	were
we	when	your	can	said

Put the words into the right boxes. You may use the words more than once.

words that end with a "t"	words that start with a consonant
words that start with "wh"	*BONUS BOX* Write two new words from the " <u>all</u> " word family.

Name: _____

Word Sort - Fry Words 41 - 50

Directions: Read the words. Color each word you already know.

Practice the others with a partner.

there	use	an	each	which
she	do	how	their	if

Put the words into the right boxes. You may use the words more than once.

words that start with a vowel	words that start with a consonant
words that end with "ch"	*BONUS BOX* Write the two words that can start question sentences.

Name: _____

Word Sort - Fry Words 51 - 60

Directions: Read the words. Color each word you already know.
Practice the others with a partner.

will	up	other	about	out
many	then	them	these	so

Put the words into the right boxes. You may use
the words more than once.

words that start with a vowel	words that start with a consonant
words that begin with "th"	*BONUS BOX* Write two new words that rhyme with " <u>will</u> ".

Name: _____

Word Sort - Fry Words 61 - 70

Directions: Read the words. Color each word you already know.
Practice the others with a partner.

some	her	would	make	like
him	into	time	has	look

Put the words into the right boxes. You may use
the words more than once.

words that start with an "h"	a word with two syllables
words that end with a silent "e"	*BONUS BOX* Write two new words that rhyme with " <u>make</u> ".

Name: _____

Word Sort - Fry Words 71 - 80

Directions: Read the words. Color each word you already know.
Practice the others with a partner.

two	more	write	go	see
number	no	way	could	people

Put the words into the right boxes. You may use
the words more than once.

words that end with a vowel	words with two syllables
words that end with a silent "e"	*BONUS BOX* Write the two words you would use in math.

Name: _____

Word Sort - Fry Words 81 - 90

Directions: Read the words. Color each word you already know.
Practice the others with a partner.

my	than	first	water	been
called	who	am	its	now

Put the words into the right boxes. You may use
the words more than once.

words that start with a vowel	words that start with a consonant
words with double letters	*BONUS BOX* Write the word that means the opposite of "last".

Name: _____

Word Sort - Fry Words 91 - 100

Directions: Read the words. Color each word you already know.

Practice the others with a partner.

find	long	down	day	did
get	come	made	may	part

Put the words into the right boxes. You may use the words more than once.

words that start with the letter "d"	two words that rhyme
words with long vowel sounds	*BONUS BOX* Write the word that means the opposite of "night".

Name: _____

Word Sort - Fry Words 101 - 200

Directions: Read the words. Color each word you already know.
Practice the others with a partner.

over	new	sound	take	only
little	work	know	place	years

Put the words into the right boxes. You may use
the words more than once.

words that start with a vowel	words with five letters
words that end in "w"	*BONUS BOX* Write two new words that rhyme with "take".

Name: _____

Word Sort - Fry Words 111 - 120

Directions: Read the words. Color each word you already know.
Practice the others with a partner.

live	me	back	give	most
very	after	thing	our	just

Put the words into the right boxes. You may use
the words more than once.

words that start with a vowel	two words that end with a long "e" sound
words with "st" in them	*BONUS BOX* Write a new word that rhymes with " <u>thing</u> ".

Name: _____

Word Sort - Fry Words 121 - 130

Directions: Read the words. Color each word you already know.

Practice the others with a partner.

name	good	sentence	man	think
say	great	where	help	through

Put the words into the right boxes. You may use the words more than once.

words with more than five letters	words that end with a silent "e"
words that start with the letter "g"	*BONUS BOX* Write two new words that rhyme with "man".

Name: _____

Word Sort - Fry Words 131 - 140

Directions: Read the words. Color each word you already know.
Practice the others with a partner.

much	before	line	right	too
means	old	any	same	tell

Put the words into the right boxes. You may use
the words more than once.

words that end with a silent "e"	words that have a double letter
words that start with a vowel	*BONUS BOX* Write two new words from the " <u>old</u> " word family.

Name: _____

Word Sort - Fry Words 141 - 150

Directions: Read the words. Color each word you already know.

Practice the others with a partner.

boy	following	came	want	show
also	around	farm	three	small

Put the words into the right boxes. You may use
the words more than once.

words with a double letter	words that start with a vowel
words that end with a long "o" sound	*BONUS BOX* Write the two new words that rhyme with "came".

Name: _____

Word Sort - Fry Words 151 - 160

Directions: Read the words. Color each word you already know.
Practice the others with a partner.

set	put	end	does	another
well	large	must	big	even

Put the words into the right boxes. You may use
the words more than once.

words that start with a vowel	words that end with a "t"
words with four letters	*BONUS BOX* Write the two words that mean almost the same thing.

Name: _____

Word Sort - Fry Words 161 - 170

Directions: Read the words. Color each word you already know.

Practice the others with a partner.

such	because	turn	here	why
asked	went	men	read	need

Put the words into the right boxes. You may use
the words more than once.

words that begin with "w"	a word with two syllables
words that end with a silent "e"	*BONUS BOX* Write the two words that rhyme.

Name: _____

Word Sort - Fry Words 171 - 180

Directions: Read the words. Color each word you already know.

Practice the others with a partner.

land	different	home	us	move
try	kind	hand	picture	again

Put the words into the right boxes. You may use
the words more than once.

words that end with "nd"	words with two syllables
words that end in silent "e"	*BONUS BOX* Write the two words that rhyme.

Name: _____

Word Sort - Fry Words 181 - 190

Directions: Read the words. Color each word you already know.

Practice the others with a partner.

change	off	play	spell	air
away	animals	house	point	page

Put the words into the right boxes. You may use
the words more than once.

words that start with a vowel	words that start with the letter "p"
words with double letters	*BONUS BOX* Write the word that means the opposite of "on".

Name: _____

Word Sort - Fry Words 191 - 200

Directions: Read the words. Color each word you already know.

Practice the others with a partner.

letters	mother	answer	found	study
still	learn	should	America	world

Put the words into the right boxes. You may use
the words more than once.

word that starts with a capital letter	words that end with the letter "d"
words with a double letter	*BONUS BOX* Write the word that means the same as "mom".