

Student Name: _____

WCS Entering 1st and 2nd graders Summer Reading (Level 1)



Reading is a year-round activity for everyone at Wissahickon Charter School! Studies have proven that children need to continue to read over the summer to maintain their progress.

Summer Reading

1. **Students continue to practice their phonics skills at their level** - Students should complete **2-3 pages from their phonics packet per week** (this is the first half of summer reading packet).
2. **Practice sight words** - Students should complete **2 pages in their Fry Words packet** per week (this is the second half of the summer reading packet).

Have your child practice naming sight words automatically. Mix it up! Practice these words in a variety of ways:

- Challenge your child to find these words in the world.
- Make flashcards.
- Notice them in books
- Use these Apps
 - [ABCMouse](https://www.abcmouse.com/) (app or website) <https://www.abcmouse.com/>
 - [Sight Word Ninja](#) (app, \$1.99)
 - [Sight Word Learning Games and Reading Flashcards](#) (app)
 - [Secret Sight Words](#) (app)
 - [Starfall](https://www.starfall.com/) (website or app with lots of phonics and sight word games) <https://www.starfall.com/>

3. **Read aloud to your child at least once a day** - When reading aloud to your child some helpful tips include:
 - Select fiction and nonfiction texts that include a variety of topics that are of interest to your child.
 - Stop and talk about the illustrations on the cover and on each page.
 - Discuss words as you read. Stop and talk about an interesting word and use it in context for your child to understand the meaning.
 - Ask your child to describe the main character, the problem and solution, and the lesson of the stories you read.

Level 1

Phonics Packet

Name _____

A word is made by adding
an ending sound to a slide.
Every word must have a vowel.
Identify the vowel by marking
an x under it.

Lesson 8: Building Words

Write each slide with the slide arrow. Read each slide,
and then write each word one time. Mark an x under the
vowel. Then read the word.

ba
→

bag
x

fa
→

fad
x

da
→

dad
x

ga
→

gab
x


Name _____

Short a


Match the word

Cut out the pictures. Read the words. Glue!

fan




bag



pan



hat



ham




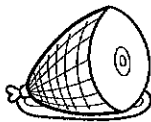
cat



pad



bat



Name _____


c a t
• • •
→

h a t
• • •
→

m a t
• • •
→

Pat the Cat

Pat is a cat. Pat is
fat. She is a fat, fat,
cat. Pat has a hat. Pat
the fat cat sat on a
mat. Funny cat!



Pat sat on a _____.

☐ rat

☐ mat

☐ hat


Teacher or Parent: Dictate two "at" words from the story for your learner to write.

Name _____


Short a

Read the sentence


Cut out the pictures. Read the sentences. Glue!




She is sad.




My cat is fat.




It is a big van.



This is jam.



See my hat.



Name _____

Nonsense words are not real words. They test the ability to read new words using the sounds that have been taught. They are always identified with this mark at the beginning of the word: ✱.

Lesson 9: Nonsense Words

Write and mark each nonsense word. Then read each word.

✱ faf
x

✱ bab
x

✱ gaf
x

✱ baf
x

Name _____

c a p



m a p



g a p



Sam

Sam is a lad. Sam is a
lad in a cap. Sam has
a map. Sam can go
over the gap.



Sam can go over the _____.

☐ gap

☐ map

☐ cap

Teacher or Parent: Dictate two "ap" words from the story for your learner to write.

Name _____

Short a

Match it!

Draw lines to match the pictures and words.

can




tag



yam



cap




jam



fat



rat



van



Name _____

m a n



t a n




r a n



Dan the Man

Dan is a man. Dan is a tan
man. Dan is a tan man on
a pan. Dan got off the
pan. Dan ran and ran.



Dan is on a _____.

☐ tan

☐ pan

☐ ran

Teacher or Parent: Dictate two "an" words from the story for your learner to write.


Name _____

Short a

Picture Sort

Cut out the pictures. Sort and glue.

at	an

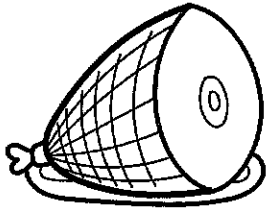


Name _____

Short a

Circle & Write


Name the picture. Circle the matching word. Write it!



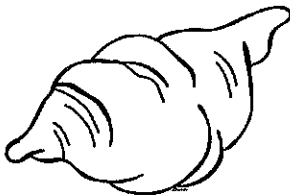
hat had ham




can cap cat




cat cap map



ram yak yam



had hat ham



man mat map



wag rag bag



ram rat rag



ram ran rat

Name _____

r a m



j a m




h a m



The Ram

Sam and Pam have a ram.
The ram will eat a ham.
The ram will eat a yam.
The ram will eat some
jam. Funny ram!



The ram will eat _____.

☐ Sam

☐ Pam

☐ jam

Teacher or Parent: Dictate two "am" words from the story for your learner to write.

Name _____

Short a

Draw it!

Read each word. Draw a picture.

cat

jam

wag

rat

hat

sad

van



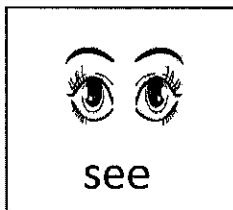

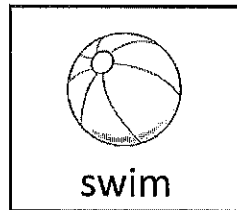
map

bat

I Can Write!

Name _____

Trace the words and finish
the sentences.



I can _____

I can _____

I can _____

I can _____

I can _____

Name _____

r a g
● ● ●
→

b a g
● ● ●
→

t a g
● ● ●
→

Zag

This is Zag. Zag has a
tag. Zag has a rag. Zag
has my bag. No, no, Zag!
See Zag wag and wag.
Oh, Zag!



Zag has my _____.

☐ wag

☐ nag

☐ bag


Teacher or Parent: Dictate two "ag" words from the story for your learner to write.

Name _____

Short a

What's missing?

Name each picture. Stamp or write the missing letter.



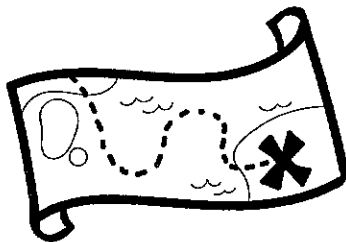
c

a



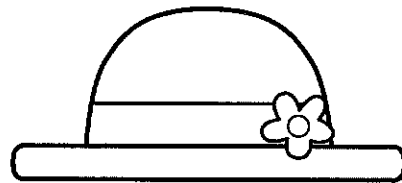
j

m




m

p




a

t



a

n



r

a

Name _____

Cut and paste the correct number of
syllables for each word.


Syllables Cut and Paste

1.




=

2.




=

3.




=

4.



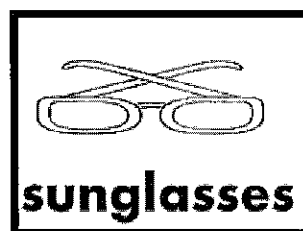
=

5.



=

6.




=

7.



=

8.



=

1

2

3

1

2

3

1

3

Name _____

c a b
● ● ●
→

g a b
● ● ●
→

l a b
● ● ●
→

Nat and Jan

Nat and Jan go in a cab.

The cab will go to a lab.

Nat will gab at the lab.

Jan will give Nat a jab.

“Do not gab, Nat!”



The cab will go to a _____.

☐ lab

☐ jab

☐ nab






Teacher or Parent: Dictate two "ab" words from the story for your learner to write.

Name _____

Short a


Color & Write

Name the picture. Color the spelling. Write it!

	<div>b</div> <div>o</div> <div>t</div> <div>s</div> <div>a</div> <div>m</div>	<hr/> <hr/> <hr/>
	<div>j</div> <div>e</div> <div>n</div> <div>p</div> <div>a</div> <div>s</div>	<hr/> <hr/> <hr/>
	<div>c</div> <div>a</div> <div>b</div> <div>l</div> <div>u</div> <div>p</div>	<hr/> <hr/> <hr/>
	<div>n</div> <div>i</div> <div>p</div> <div>m</div> <div>a</div> <div>r</div>	<hr/> <hr/> <hr/>
	<div>v</div> <div>e</div> <div>t</div> <div>s</div> <div>a</div> <div>n</div>	<hr/> <hr/> <hr/>

Name _____

Opinion Writing



Why do you like the beach?

I like

because

Name _____


D a d
• • •
→

p a d
• • •
→

m a d
• • •
→

Dad and the Pad

Dad had a pad. The dog got the pad. Rip, rip, rip! Bad dog! Dad is mad.



Dad had a _____.

☐ sad

☐ mad

☐ pad

Teacher or Parent: Dictate two "ad" words from the story for your learner to write.

Fry Words Packet

Name: _____

Word Sort - Fry Words 1 - 10

Directions: Read the words. Color each word you already know.

Practice the others with a partner.

the	of	and	a	to
in	is	you	that	it

Put the words into the right boxes. You may use
the words more than once.

words that start with a vowel	words that start with a consonant
words with a short "i" sound	*BONUS BOX* Write two new words from the " <u>and</u> " word family.

Name: _____

Word Sort - Fry Words 11 - 20

Directions: Read the words. Color each word you already know.

Practice the others with a partner.

he	was	for	on	are
as	with	his	they	I

Put the words into the right boxes. You may use
the words more than once.

words that start with a vowel	words that start with a consonant
words with a long vowel sound	*BONUS BOX* Write a new word that rhymes with " <u>he</u> ".

Name: _____

Word Sort - Fry Words 21 - 30

Directions: Read the words. Color each word you already know.

Practice the others with a partner.

at	be	this	have	from
or	one	had	by	words

Put the words into the right boxes. You may use
the words more than once.

words that start with a vowel	words that start with a consonant
words that end with a vowel	*BONUS BOX* Write three new words from the " <u>at</u> " word family.

Name: _____

Word Sort - Fry Words 31 - 40

Directions: Read the words. Color each word you already know.

Practice the others with a partner.

but	not	what	all	were
we	when	your	can	said

Put the words into the right boxes. You may use the words more than once.

words that end with a "t"	words that start with a consonant
words that start with "wh"	*BONUS BOX* Write two new words from the " <u>all</u> " word family.

Name: _____

Word Sort - Fry Words 41 - 50

Directions: Read the words. Color each word you already know.

Practice the others with a partner.

there	use	an	each	which
she	do	how	their	if

Put the words into the right boxes. You may use
the words more than once.

words that start with a vowel	words that start with a consonant
words that end with "ch"	*BONUS BOX* Write the two words that can start question sentences.

Name: _____

Word Sort - Fry Words 51 - 60

Directions: Read the words. Color each word you already know.

Practice the others with a partner.

will	up	other	about	out
many	then	them	these	so

Put the words into the right boxes. You may use the words more than once.

words that start with a vowel	words that start with a consonant
words that begin with "th"	*BONUS BOX* Write two new words that rhyme with " <u>will</u> ".

Name: _____

Word Sort - Fry Words 61 - 70

Directions: Read the words. Color each word you already know.

Practice the others with a partner.

some	her	would	make	like
him	into	time	has	look

Put the words into the right boxes. You may use
the words more than once.

words that start with an "h"	a word with two syllables
words that end with a silent "e"	*BONUS BOX* Write two new words that rhyme with " <u>make</u> ".

Name: _____

Word Sort - Fry Words 71 - 80

Directions: Read the words. Color each word you already know.

Practice the others with a partner.

two	more	write	go	see
number	no	way	could	people

Put the words into the right boxes. You may use
the words more than once.

words that end with a vowel	words with two syllables
words that end with a silent "e"	*BONUS BOX* Write the two words you would use in math.

Name: _____

Word Sort - Fry Words 81 - 90

Directions: Read the words. Color each word you already know.

Practice the others with a partner.

my	than	first	water	been
called	who	am	its	now

Put the words into the right boxes. You may use
the words more than once.

words that start with a vowel	words that start with a consonant
words with double letters	*BONUS BOX* Write the word that means the opposite of "last".

Name: _____

Word Sort - Fry Words 91 - 100

Directions: Read the words. Color each word you already know.

Practice the others with a partner.

find	long	down	day	did
get	come	made	may	part

Put the words into the right boxes. You may use
the words more than once.

words that start with the letter "d"	two words that rhyme
words with long vowel sounds	*BONUS BOX* Write the word that means the opposite of "night".

Name: _____

Word Sort - Fry Words 101 - 200

Directions: Read the words. Color each word you already know.

Practice the others with a partner.

over	new	sound	take	only
little	work	know	place	years

Put the words into the right boxes. You may use
the words more than once.

words that start with a vowel	words with five letters
words that end in "w"	*BONUS BOX* Write two new words that rhyme with "take".

Name: _____

Word Sort - Fry Words 111 - 120

Directions: Read the words. Color each word you already know.

Practice the others with a partner.

live	me	back	give	most
very	after	thing	our	just

Put the words into the right boxes. You may use
the words more than once.

words that start with a vowel	two words that end with a long "e" sound
words with "st" in them	*BONUS BOX* Write a new word that rhymes with " <u>thing</u> ".

Name: _____

Word Sort - Fry Words 121 - 130

Directions: Read the words. Color each word you already know.

Practice the others with a partner.

name	good	sentence	man	think
say	great	where	help	through

Put the words into the right boxes. You may use
the words more than once.

words with more than five letters	words that end with a silent "e"
words that start with the letter "g"	*BONUS BOX* Write two new words that rhyme with "man".

Name: _____

Word Sort - Fry Words 131 - 140

Directions: Read the words. Color each word you already know.

Practice the others with a partner.

much	before	line	right	too
means	old	any	same	tell

Put the words into the right boxes. You may use
the words more than once.

words that end with a silent "e"	words that have a double letter
words that start with a vowel	*BONUS BOX* Write two new words from the " <u>old</u> " word family.

Name: _____

Word Sort - Fry Words 141 - 150

Directions: Read the words. Color each word you already know.

Practice the others with a partner.

boy	following	came	want	show
also	around	farm	three	small

Put the words into the right boxes. You may use
the words more than once.

words with a double letter	words that start with a vowel
words that end with a long "o" sound	*BONUS BOX* Write the two new words that rhyme with "came".

Name: _____

Word Sort - Fry Words 151 - 160

Directions: Read the words. Color each word you already know.

Practice the others with a partner.

set	put	end	does	another
well	large	must	big	even

Put the words into the right boxes. You may use
the words more than once.

words that start with a vowel	words that end with a "t"
words with four letters	*BONUS BOX* Write the two words that mean almost the same thing.

Name: _____

Word Sort - Fry Words 161 - 170

Directions: Read the words. Color each word you already know.

Practice the others with a partner.

such	because	turn	here	why
asked	went	men	read	need

Put the words into the right boxes. You may use
the words more than once.

words that begin with "w"	a word with two syllables
words that end with a silent "e"	*BONUS BOX* Write the two words that rhyme.

Name: _____

Word Sort - Fry Words 171 - 180

Directions: Read the words. Color each word you already know.

Practice the others with a partner.

land	different	home	us	move
try	kind	hand	picture	again

Put the words into the right boxes. You may use
the words more than once.

words that end with "nd"	words with two syllables
words that end in silent "e"	*BONUS BOX* Write the two words that rhyme.

Name: _____

Word Sort - Fry Words 181 - 190

Directions: Read the words. Color each word you already know.

Practice the others with a partner.

change	off	play	spell	air
away	animals	house	point	page

Put the words into the right boxes. You may use
the words more than once.

words that start with a vowel	words that start with the letter "p"
words with double letters	*BONUS BOX* Write the word that means the opposite of "on".

Name: _____

Word Sort - Fry Words 191 - 200

Directions: Read the words. Color each word you already know.

Practice the others with a partner.

letters	mother	answer	found	study
still	learn	should	America	world

Put the words into the right boxes. You may use
the words more than once.

word that starts with a capital letter	words that end with the letter "d"
words with a double letter	*BONUS BOX* Write the word that means the same as "mom".