

Student Name: _____

WCS Entering 1st and 2nd graders Summer Reading (Level 1)



Reading is a year-round activity for everyone at Wissahickon Charter School! Studies have proven that children need to continue to read over the summer to maintain their progress.

Summer Reading

1. **Students continue to practice their phonics skills at their level** - Students should complete **2-3 pages from their phonics packet per week** (this is the first half of summer reading packet).
2. **Practice sight words** - Flashcards should be practiced **daily**; once your child knows a letter, they should continue to practice to increase their fluency.
 - Show your child each flashcard
 - Ask them to say the letter name and the letter sound
 - You can a video that goes over all letter sounds here:
<https://www.youtube.com/channel/UCVBnPdCtPP4czwK9j0TIwfA/featured>
 -
3. **Read aloud to your child at least once a day** - When reading aloud to your child some helpful tips include:
 - Select fiction and nonfiction texts that include a variety of topics that are of interest to your child.
 - Stop and talk about the illustrations on the cover and on each page.
 - Discuss words as you read. Stop and talk about an interesting word and use it in context for your child to understand the meaning.
 - Ask your child to describe the main character, the problem and solution, and the lesson of the stories you read.

Letters & Sounds Phonics Packet

Name _____

A word is made by adding
an ending sound to a slide.
Every word must have a vowel.
Identify the vowel by marking
an x under it.

Lesson 8: Building Words

Write each slide with the slide arrow. Read each slide,
and then write each word one time. Mark an x under the
vowel. Then read the word.

ba
→

bag
x

fa
→

fad
x

da
→

dad
x

ga
→

gab
x


Name _____

Short a


Match the word

Cut out the pictures. Read the words. Glue!


fan




bag



pan




hat



ham




cat



pad



bat



Name _____


c a t
• • •
→

h a t
• • •
→

m a t
• • •
→

Pat the Cat

Pat is a cat. Pat is fat. She is a fat, fat, cat. Pat has a hat. Pat the fat cat sat on a mat. Funny cat!



Pat sat on a _____.

☐ rat

☐ mat

☐ hat


Teacher or Parent: Dictate two "at" words from the story for your learner to write.

Name _____


Short a

Read the sentence


Cut out the pictures. Read the sentences. Glue!




She is sad.




My cat is fat.



It is a big van.



This is jam.



See my hat.



Name _____

Nonsense words are not real words. They test the ability to read new words using the sounds that have been taught. They are always identified with this mark at the beginning of the word: ✱.

Lesson 9: Nonsense Words

Write and mark each nonsense word. Then read each word.

✱ faf
x

✱ bab
x

✱ gaf
x

✱ baf
x

Name _____


c a p
• • •
→

m a p
• • •
→

g a p
• • •
→

Sam

Sam is a lad. Sam is a
lad in a cap. Sam has
a map. Sam can go
over the gap.



Sam can go over the _____.

☐ gap

☐ map

☐ cap

Teacher or Parent: Dictate two "ap" words from the story for your learner to write.

Name _____

Short a

Match it!

Draw lines to match the pictures and words.

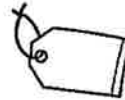
can



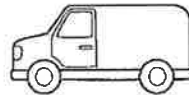
tag



yam



cap




jam




fat



rat



van



Name _____


m a n
• • •
→

t a n
• • •
→

r a n
• • •
→

Dan the Man

Dan is a man. Dan is a tan
man. Dan is a tan man on
a pan. Dan got off the
pan. Dan ran and ran.



Dan is on a _____.

☐ tan

☐ pan

☐ ran

Teacher or Parent: Dictate two "an" words from the story for your learner to write.


Name _____

Short a

Picture Sort

Cut out the pictures. Sort and glue.

at	an




Name _____

Short a

Circle & Write


Name the picture. Circle the matching word. Write it!



hat had ham




can cap cat



cat cap map



ram yak yam



had hat ham



man mat map



wag rag bag



ram rat rag



ram ran rat

Name _____


r a m
• • •
→

j a m
• • •
→

h a m
• • •
→

The Ram

Sam and Pam have a ram.
The ram will eat a ham.
The ram will eat a yam.
The ram will eat some
jam. Funny ram!



The ram will eat _____.

☐ Sam

☐ Pam

☐ jam

Teacher or Parent: Dictate two "am" words from the story for your learner to write.

Name _____

Short a

Draw it!

Read each word. Draw a picture.

cat

jam

wag

rat

hat

sad

van


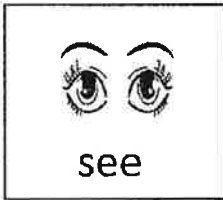

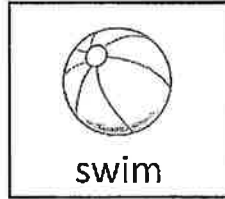
map

bat

I Can Write!

Name _____

Trace the words and finish
the sentences.



I can _____

I can _____

I can _____

I can _____

I can _____

Name _____

r a g
• • •
→

b a g
• • •
→

t a g
• • •
→

Zag

This is Zag. Zag has a
tag. Zag has a rag. Zag
has my bag. No, no, Zag!
See Zag wag and wag.
Oh, Zag!



Zag has my _____.

☐ wag

☐ nag

☐ bag

Teacher or Parent: Dictate two "ag" words from the story for your learner to write.

Name _____

Short a

What's missing?

Name each picture. Stamp or write the missing letter.



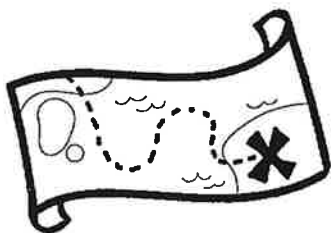
c

a



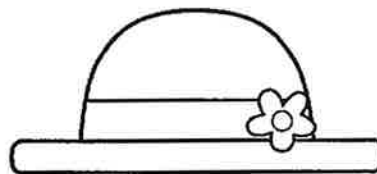
j

m



m

p



a

t



a

n



r

a

Name _____

Cut and paste the correct number of
syllables for each word.


Syllables Cut and Paste

1.




=

2.




=

3.




=

4.



=

5.



=

6.



=

7.



=

8.



=

1

2

3

1

2

3

1

3

Name _____

c a b
• • •
→

g a b
• • •
→

l a b
• • •
→

Nat and Jan


Nat and Jan go in a cab.

The cab will go to a lab.

Nat will gab at the lab.

Jan will give Nat a jab.

“Do not gab, Nat!”



The cab will go to a _____.

☐ lab

☐ jab

☐ nab






Teacher or Parent: Dictate two "ab" words from the story for your learner to write.

Name _____

Short a


Color & Write

Name the picture. Color the spelling. Write it!

	<div>b</div> <div>o</div> <div>t</div> <div>s</div> <div>a</div> <div>m</div>	<hr/> <hr/> <hr/>
	<div>j</div> <div>e</div> <div>n</div> <div>p</div> <div>a</div> <div>s</div>	<hr/> <hr/> <hr/>
	<div>c</div> <div>a</div> <div>b</div> <div>l</div> <div>u</div> <div>p</div>	<hr/> <hr/> <hr/>
	<div>n</div> <div>i</div> <div>p</div> <div>m</div> <div>a</div> <div>r</div>	<hr/> <hr/> <hr/>
	<div>v</div> <div>e</div> <div>t</div> <div>s</div> <div>a</div> <div>n</div>	<hr/> <hr/> <hr/>

Name _____

Opinion Writing



Why do you like the beach?

I like

because

Name _____


D a d
• • •
→

p a d
• • •
→

m a d
• • •
→

Dad and the Pad

Dad had a pad. The
dog got the pad. Rip,
rip, rip! Bad dog! Dad
is mad.



Dad had a _____.

☐ sad

☐ mad

☐ pad

Teacher or Parent: Dictate two "ad" words from the story for your learner to write.
